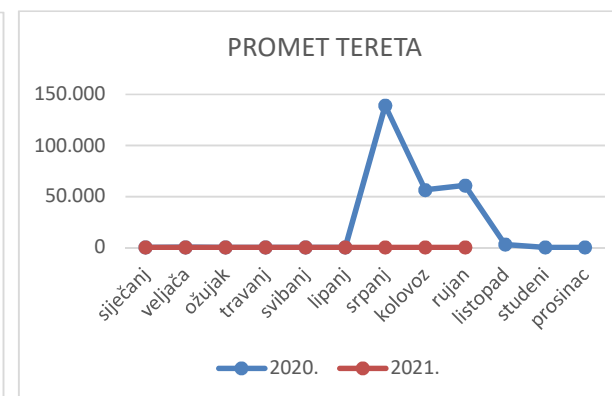
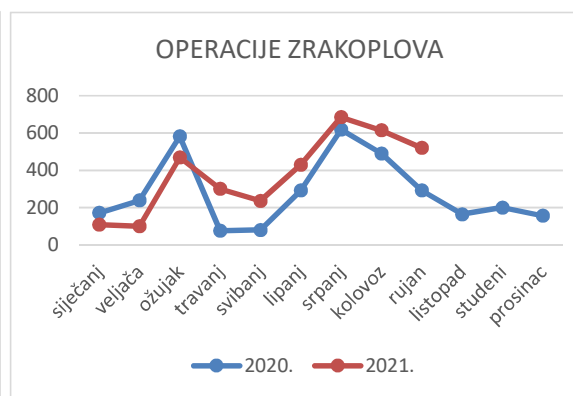
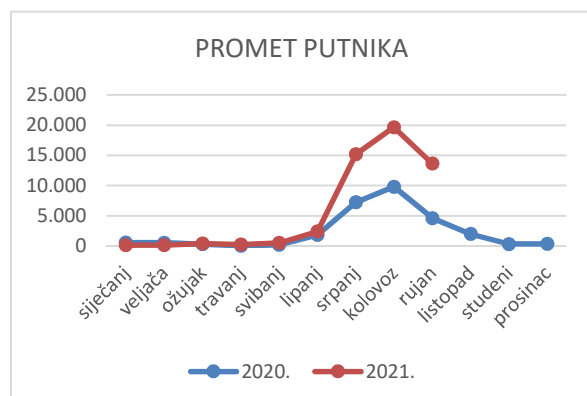


PROMET 2020./2021.

GOD./MJES.	PROMET PUTNIKA			OPERACIJE ZRAKOPLOVA			PROMET TERETA (kg)		
	2020.	2021.	INDEX 21/20	2020.	2021.	INDEX 21/20	2020.	2021.	INDEX 21/20
siječanj	561	140	25,0	172	108	62,8	0	0	0,0
veljača	527	108	20,5	238	100	42,0	256	0	0,0
ožujak	292	396	135,6	582	468	80,4	0	0	0,0
travanj	14	218	1.557,1	76	300	394,7	0	56	100,0
svibanj	185	480	259,5	80	236	295,0	0	0	0,0
lipanj	1.828	2.408	131,7	292	430	147,3	0	0	0,0
srpanj	7.237	15.173	209,7	618	684	110,7	139.007	0	0,0
kolovoz	9.801	19.653	200,5	490	614	125,3	56.377	0	0,0
rujan	4.605	13.649	296,4	292	520	178,1	60.700	0	0,0
listopad	1.980		0,0	164		0,0	2.886		0,0
studeni	311		0,0	200		0,0	0		0,0
prosinac	339		0,0	156		0,0	0		0,0
UKUPNO	27.680	52.225	188,7	3.360	3.460	103,0	259.226	56	0,0



MJESEČNI TIJEK PUTNIKA

GODINA	siječanj	veljača	ožujak	travanj	svibanj	lipanj	srpanj	kolovoz	rujan	listopad	studeni	prosinac	UKUPNO
2011.	11	73	46	2.921	5.879	14.879	21.978	18.995	14.040	5.749	114	28	84.713
2012.	31	42	915	4.324	6.259	10.812	18.504	21.676	9.085	5.168	229	37	77.082
2013.	186	45	407	7.677	13.268	20.009	31.620	34.389	21.955	11.934	1.059	426	142.975
2014.	29	8	79	3.591	7.381	14.870	28.305	27.559	18.030	5.725	372	286	106.235
2015.	111	80	373	3.501	12.978	21.652	33.487	33.419	27.069	6.950	55	43	139.718
2016.	26	16	25	2.924	11.439	22.424	35.847	35.860	27.752	8.129	817	38	145.297
2017.	128	240	754	3.996	10.401	22.411	32.271	34.860	24.312	9.688	1.445	1.605	142.111
2018.	1.406	751	2.631	7.091	17.476	22.726	41.832	41.335	28.356	15.760	2.056	2.186	183.606
2019.	1.912	1.622	2.220	7.696	17.481	31.272	41.718	46.661	30.879	16.441	2.187	752	200.841
2020.	561	527	292	14	185	1.828	7.237	9.801	4.605	1.980	311	339	27.680
2021.	140	108	396	218	480	2.408	15.173	19.653	13.649				52.225

MJESEČNI TIJEK OPERACIJA ZRAKOPLOVA

GODINA	siječanj	veljača	ožujak	travanj	svibanj	lipanj	srpanj	kolovoz	rujan	listopad	studeni	prosinac	UKUPNO
2011.	14	32	41	136	275	428	516	610	378	203	28	19	2.680
2012.	26	18	57	228	213	336	442	478	200	128	116	48	2.290
2013.	35	21	42	149	258	396	541	570	335	193	52	61	2.653
2014.	19	16	61	115	169	370	486	507	410	154	32	39	2.378
2015.	20	24	201	205	433	534	784	706	685	207	112	103	4.014
2016.	44	29	35	133	368	563	656	648	548	818	90	214	4.146
2017.	63	216	248	696	520	614	700	736	540	398	102	104	4.937
2018.	120	200	286	376	556	510	740	834	562	1.036	126	114	5.460
2019.	128	118	464	264	354	714	690	878	650	418	130	134	4.942
2020.	172	238	582	76	80	292	618	490	292	164	200	156	3.360
2021.	108	100	468	300	236	430	684	614	520				3.460