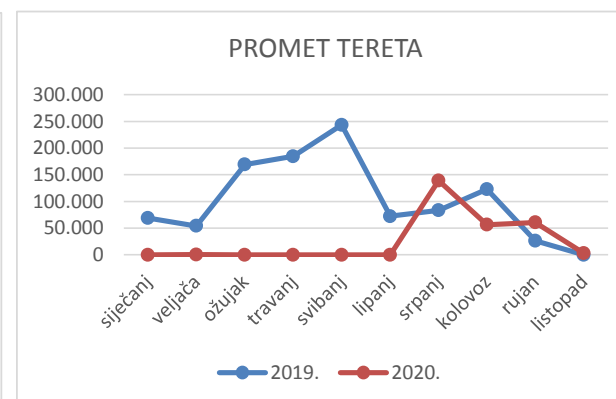
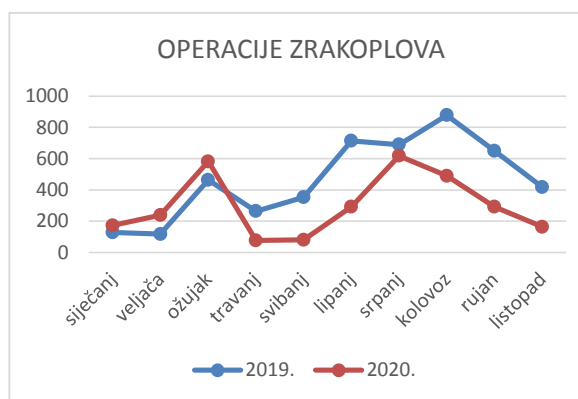
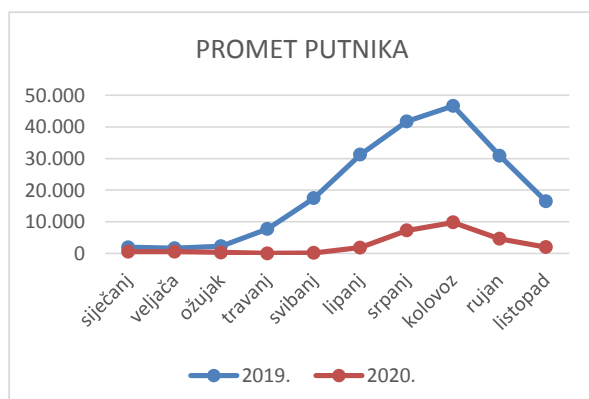


PROMET 2019./2020.

GOD./MJES.	PROMET PUTNIKA			OPERACIJE ZRAKOPLOVA			PROMET TERETA (kg)		
	2019.	2020.	INDEX 20/19	2019.	2020.	INDEX 20/19	2019.	2020.	INDEX 20/19
siječanj	1.912	561	29,3	128	172	134,4	68.810	0	0,0
veljača	1.622	527	32,5	118	238	201,7	54.200	256	0,5
ožujak	2.220	292	13,2	464	582	125,4	169.232	0	0,0
travanj	7.696	14	0,2	264	76	28,8	184.575	0	0,0
svibanj	17.481	185	1,1	354	80	22,6	243.575	0	0,0
lipanj	31.272	1.828	5,8	714	292	40,9	72.500	0	0,0
srpanj	41.718	7.237	17,3	690	618	89,6	83.418	139.007	166,6
kolovoz	46.661	9.801	21,0	878	490	55,8	123.037	56.377	45,8
rujan	30.879	4.605	14,9	650	292	44,9	26.486	60.700	229,2
listopad	16.441	1.980	12,0	418	164	39,2	46	2.886	6273,9
studeni	2.187		0,0	130		0,0	0		0,0
prosinac	752		0,0	134		0,0	0		0,0
UKUPNO	200.841	27.030		4.942	3.004		1.025.879	259.226	



MJESEČNI TIJEK PUTNIKA

GODINA	siječanj	veljača	ožujak	travanj	svibanj	lipanj	srpanj	kolovoz	rujan	listopad	studeni	prosinac	UKUPNO
2011.	11	73	46	2.921	5.879	14.879	21.978	18.995	14.040	5.749	114	28	84.713
2012.	31	42	915	4.324	6.259	10.812	18.504	21.676	9.085	5.168	229	37	77.082
2013.	186	45	407	7.677	13.268	20.009	31.620	34.389	21.955	11.934	1.059	426	142.975
2014.	29	8	79	3.591	7.381	14.870	28.305	27.559	18.030	5.725	372	286	106.235
2015.	111	80	373	3.501	12.978	21.652	33.487	33.419	27.069	6.950	55	43	139.718
2016.	26	16	25	2.924	11.439	22.424	35.847	35.860	27.752	8.129	817	38	145.297
2017.	128	240	754	3.996	10.401	22.411	32.271	34.860	24.312	9.688	1.445	1.605	142.111
2018.	1.406	751	2.631	7.091	17.476	22.726	41.832	41.335	28.356	15.760	2.056	2.186	183.606
2019.	1.912	1.622	2.220	7.696	17.481	31.272	41.718	46.661	30.879	16.441	2.187	752	200.841
2020.	561	527	292	14	185	1.828	7.237	9.801	4.605	1.980			27.030

MJESEČNI TIJEK OPERACIJA ZRAKOPLOVA

GODINA	siječanj	veljača	ožujak	travanj	svibanj	lipanj	srpanj	kolovoz	rujan	listopad	studeni	prosinac	UKUPNO
2011.	14	32	41	136	275	428	516	610	378	203	28	19	2.680
2012.	26	18	57	228	213	336	442	478	200	128	116	48	2.290
2013.	35	21	42	149	258	396	541	570	335	193	52	61	2.653
2014.	19	16	61	115	169	370	486	507	410	154	32	39	2.378
2015.	20	24	201	205	433	534	784	706	685	207	112	103	4.014
2016.	44	29	35	133	368	563	656	648	548	818	90	214	4.146
2017.	63	216	248	696	520	614	700	736	540	398	102	104	4.937
2018.	120	200	286	376	556	510	740	834	562	1.036	126	114	5.460
2019.	128	118	464	264	354	714	690	878	650	418	130	134	4.942
2020.	172	238	582	76	80	292	618	490	292	164			3.004