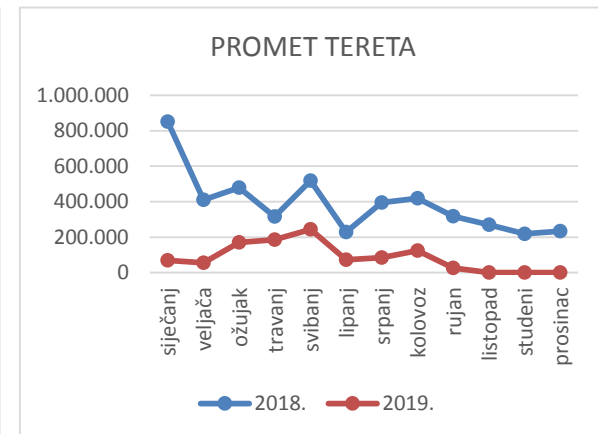
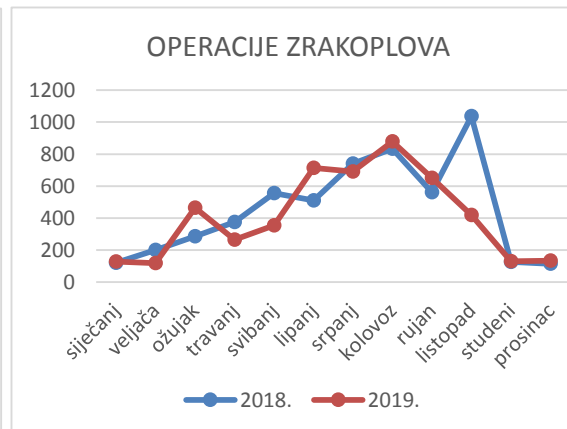
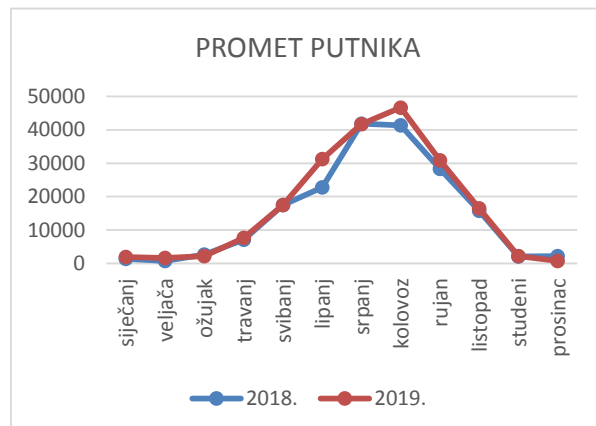




## PROMET 2018./2019.

GOD./MJES.	PROMET PUTNIKA			OPERACIJE ZRAKOPLOVA			PROMET TERETA (kg)		
	2018.	2019.	INDEX 19/18	2018.	2019.	INDEX 19/18	2018.	2019.	INDEX 19/18
siječanj	1.406	1.912	136,0	120	128	106,7	851.680	68.810	8,1
veljača	751	1.622	216,0	200	118	59,0	409.586	54.200	13,2
ožujak	2.631	2.220	84,4	286	464	162,2	478.800	169.232	35,3
travanj	7.091	7.696	108,5	376	264	70,2	315.126	184.575	58,6
svibanj	17.476	17.481	100,0	556	354	63,7	519.104	243.575	46,9
lipanj	22.726	31.272	137,6	510	714	140,0	228.076	72.500	31,8
srpanj	41.832	41.718	99,7	740	690	93,2	395.514	83.418	21,1
kolovoz	41.335	46.661	112,9	834	878	105,3	418.675	123.037	29,4
rujan	28.356	30.879	108,9	562	650	115,7	316.931	26.486	8,4
listopad	15.760	16.441	104,3	1.036	418	40,3	269.363	46	0,0
studen	2.056	2.187	106,4	126	130	103,2	218.732	0	0,0
prosinac	2.186	752	34,4	114	134	117,5	234.279	0	0,0
<b>UKUPNO</b>	<b>183.606</b>	<b>200.841</b>	<b>109,4</b>	<b>5.460</b>	<b>4.942</b>	<b>90,5</b>	<b>4.655.866</b>	<b>1.025.879</b>	<b>22,0</b>





ZRAČNA LUKA RIJEKA d.o.o.

### MJESEČNI TIJEK PUTNIKA

GODINA	siječanj	veljača	ožujak	travanj	svibanj	lipanj	srpanj	kolovoz	rujan	listopad	studeni	prosinac	UKUPNO
2011.	11	73	46	2.921	5.879	14.879	21.978	18.995	14.040	5.749	114	28	84.713
2012.	31	42	915	4.324	6.259	10.812	18.504	21.676	9.085	5.168	229	37	77.082
2013.	186	45	407	7.677	13.268	20.009	31.620	34.389	21.955	11.934	1.059	426	142.975
2014.	29	8	79	3.591	7.381	14.870	28.305	27.559	18.030	5.725	372	286	106.235
2015.	111	80	373	3.501	12.978	21.652	33.487	33.419	27.069	6.950	55	43	139.718
2016.	26	16	25	2.924	11.439	22.424	35.847	35.860	27.752	8.129	817	38	145.297
2017.	128	240	754	3.996	10.401	22.411	32.271	34.860	24.312	9.688	1.445	1.605	142.111
2018.	1.406	751	2.631	7.091	17.476	22.726	41.832	41.335	28.356	15.760	2.056	2.186	183.606
2019.	1.912	1.622	2.220	7.696	17.481	31.272	41.718	46.661	30.879	16.441	2.187	752	200.841

### MJESEČNI TIJEK OPERACIJA ZRAKOPLOVA

GODINA	siječanj	veljača	ožujak	travanj	svibanj	lipanj	srpanj	kolovoz	rujan	listopad	studeni	prosinac	UKUPNO
2011.	14	32	41	136	275	428	516	610	378	203	28	19	2.680
2012.	26	18	57	228	213	336	442	478	200	128	116	48	2.290
2013.	35	21	42	149	258	396	541	570	335	193	52	61	2.653
2014.	19	16	61	115	169	370	486	507	410	154	32	39	2.378
2015.	20	24	201	205	433	534	784	706	685	207	112	103	4.014
2016.	44	29	35	133	368	563	656	648	548	818	90	214	4.146
2017.	63	216	248	696	520	614	700	736	540	398	102	104	4.937
2018.	120	200	286	376	556	510	740	834	562	1.036	126	114	5.460
2019.	128	118	464	264	354	714	690	878	650	418	130	134	4.942